



Cargo

DBwestports express Connecting the Westports to Europe

Flexibility – Connectivity – Quality

**Extended
from
Dec 2021**

- All main port terminals
- Every day
- Both directions
- Strategic Hub
- 50 trains per week
- Same day or overnight transports
- All lot sizes
- Port-to-door services
- Additional frequency and destinations possible



i

- Direct connections
- Feeder-system
- Network connections

Connected port sections

- Rotterdam**
- Maasvlakte
 - Botlek
 - Europoort
 - Waalhaven
 - Pernis

- Antwerp (left bank)**
- Waaslandhaven Noord
 - Waaslandhaven Zuid

- Antwerp (right bank)**
- Kanaaldok
 - Stabroek
 - Berendrecht
 - Zandvliet

Take advantage of cost-effective and environmentally friendly transports!









Cargo



Your connections at a glance

 Port	 Port Terminals	 Hinterland hubs
Antwerp wagon-load cargo	All sidings connected	<ul style="list-style-type: none">- Hagen- Halle- Cologne/ Gremberg- Mannheim- Nuremberg- Osnabrück
Rotterdam wagon-load cargo	All sidings connected	
 Equipment	- freight wagons, tank wagons	
 Cargo	- all types (e.g., palletwise goods, bulk, steel coils, pulp & paper, chemicals), excluding radioactive and explosive goods	

Fast and frequent. From a single source.

Get further information:

Team International Sales
sales.nl@deutschebahn.com



Our contacts will be happy to help you at any time. We look forward to your request!